

All data as at 31 Aug 2024 unless otherwise stated

Investment Objective

The **PRULink Asian Equity Fund** aims to maximise long-term total return by investing primarily in equity and equity-related securities of companies, which are incorporated, listed in or have their areas of primary activity in the Asia Pacific ex-Japan Region. The Fund may also invest in depository receipts including American Depository Receipts ("ADRs") and Global Depository Receipts ("GDRs"), debt securities convertible into common shares, preference shares and warrants.

Fund Details

Launch Date	1 October 1995	CPFIS Risk Classification of Investment-linked Insurance Products (ILP)	Higher Risk; Narrowly Focused
Initial Investment Charge	Up to 5% [^]	Subscription Method	Cash, CPFIS-OA, SRS
Continuing Investment Charge	1.5% p.a. [†]	Funds Under Management	SGD 786.0 M
Manager of the Fund	Eastspring Investments (Singapore) Ltd	Financial Year End	31st December
Benchmark	MSCI AC Asia Pacific ex-Japan Index		

Morningstar Rating** **PRULink Asian Equity Fund** received a Morningstar Rating™ of **★★**
Overall rating out of 22 Asia-Pacific ex-Japan Equity funds as of 30/06/2024.

Morningstar Sustainability Rating™#

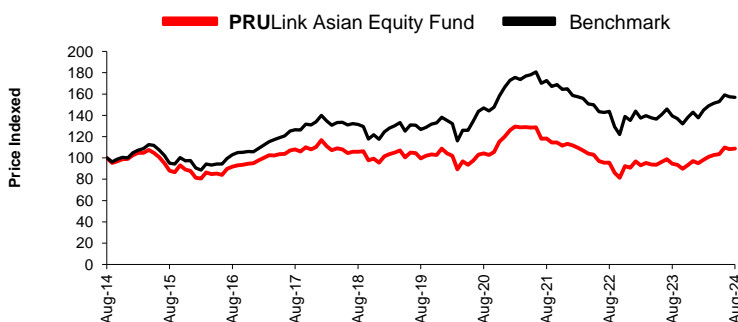


PRULink Asian Equity Fund received a Morningstar Sustainability Rating of Average. Out of 736 Asia ex-Japan Equity funds as of 30/06/2024. Based on 97.16% of AUM. Data is based on long positions only.

Performance

Performance ¹	1 month	6 months	1 year	3 years*	5 years*	Since Inception*
Offer-Bid	-4.5%	5.1%	9.5%	-4.4%	0.7%	2.9%
Bid-Bid	0.6%	10.7%	15.2%	-2.7%	1.8%	3.1%
Benchmark ²	-0.3%	8.3%	12.6%	-3.1%	4.4%	3.6%

Performance Chart



Top 10 holdings

TAIWAN SEMICONDUCTOR MANUFACTURING	9.5%
TENCENT HOLDINGS LTD	5.9%
SAMSUNG ELECTRONICS CO LTD	5.2%
JPM LIQ-USD LIQUIDITY-INSD US DOLLAR LQDITY INST	3.5%
NATIONAL AUSTRALIA BANK LTD NPV	3.0%
BHP GROUP LTD	3.0%
RELIANCE INDUSTRIES LTD	2.8%
CHINA CONSTRUCTION BANK-H	2.6%
AIA GROUP LTD USD1.00	2.6%
UNITED OVERSEAS BANK LTD	2.5%

Source: Prudential Assurance Company Singapore (Pte) Limited

Inception date: 1 November 1995

*Annualised.

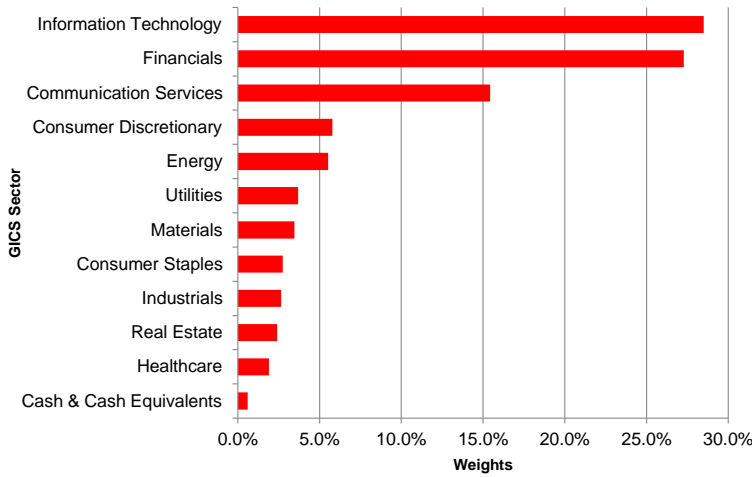
¹Source: Citibank N.A Singapore; SGD; net income reinvested; Offer-bid includes 5% Initial Investment Charge; fund performance includes Continuing Investment Charge; benchmark performance does not include any fees or charges.

²Source for Benchmark: Eastspring Investments (Singapore) Limited

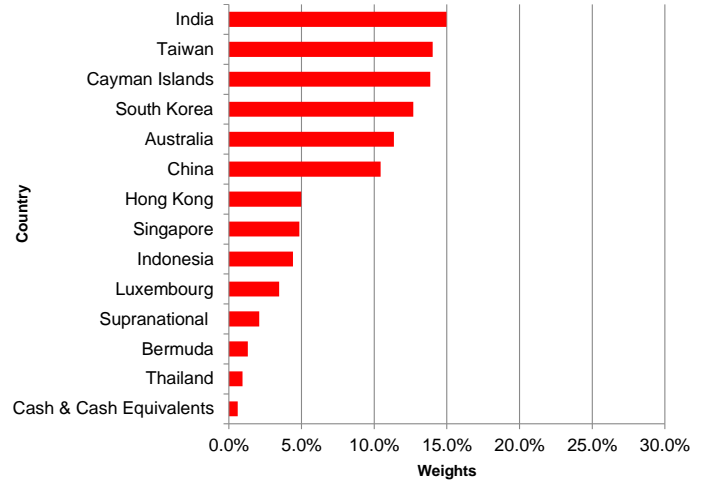
[^] Please refer to the relevant Product Summary for details of charges incurred on your plan as charges may vary from product to product and may be lower than 5%.

[†] We reserve the right to vary the Continuing Investment Charge and may increase it up to the maximum amount indicated in the respective PRULink fund's Fund Information Booklet, but will not do so before giving investors 6 months' written notice.

Sector Allocation³



Country Allocation³



³Source: Prudential Assurance Company Singapore (Pte) Limited

Important Information

Please note that the securities mentioned above are included for illustration purposes only. It should not be considered a recommendation to purchase or sell any particular security. There is no assurance that any securities discussed herein will remain in the portfolio of the Fund at the time you receive this material or that securities sold have not been repurchased. The securities discussed do not represent the fund's entire portfolio and in the aggregate may represent only a small percentage of the fund's portfolio holdings.

The Fund is an investment-linked policy fund issued by Prudential Assurance Company Singapore (Pte) Limited (Co. Reg. No. [199002477Z]). The manager of the Fund is Eastspring Investments (Singapore) Limited (Co. Reg. No. [199407631H]). Prudential Assurance Company Singapore (Pte) Limited, 30 Cecil Street, #30-01 Prudential Tower, Singapore 049712 is the product provider. Investments are subject to investment risks including the possible loss of the principal amount invested. The prediction, projection or forecast on the economy, securities markets or the economic trends of the markets targeted by the fund are not necessarily indicative of the future or likely performance of the fund. The Fund returns are calculated based on net asset value pricing, in Singapore Dollars, bid to bid basis, on the assumption that all dividends and distributions are reinvested, taking account all charges which would have been payable upon such investment. Fees and charges payable through deduction of premium or cancellation of units are excluded from this calculation. The past performance of the Manager or Investment Manager and the Fund is not necessarily indicative of its future performance. The value of units in the Fund and the income accruing to the units, if any, may fall or rise. A Product Summary, Fund Information Booklet and Product Highlights Sheet relating to the Fund are available and may be obtained from your Prudential Financial Consultant. A potential investor should read the Product Summary, Fund Information Booklet and Product Highlights Sheet before deciding whether to subscribe for units in the Fund.

**Morningstar rates funds from one to five stars based on how well they've performed (after adjusting for risk) in comparison to similar funds. Within each Morningstar Category, the top 10% of funds receive five stars, the next 22.5% four stars, the middle 35% three stars, the next 22.5% two stars, and the bottom 10% receive one star. Funds are rated for up to three time periods— three-, five-, and 10 years—and these ratings are combined to produce an overall rating. Funds with less than three years of history are not rated. Ratings are objective, based entirely on a mathematical evaluation of past performance. They're a useful tool for identifying funds worthy of further research, but shouldn't be considered buy or sell recommendations.

#Sustainability Rating as of 30/06/2024. Corporate and Sovereign Sustainability Score and Investment Style as of 30/06/2024. Morningstar's Sustainability Score incorporates Sustainalytics' company and country-level analysis

© 2024 Morningstar. All rights reserved. The information contained herein: (1) is proprietary to Morningstar and/or its content providers; (2) may not be copied or distributed; and (3) is not warranted to be accurate, complete, or timely. Neither Morningstar nor its content providers are responsible for any damages or losses arising from any use of this information. Past performance is no guarantee of future results. The ESG-related information, methodologies, tools, ratings, data and opinions contained or reflected herein are not directed to or intended for use or distribution to India-based clients or users and their distribution to Indian resident individuals or entities is not permitted.