

# PRULink Global Income Fund

## September 2024

All data as at 31 Aug 2024 unless otherwise stated

### Investment Objective

The investment objective of the Underlying Fund is to provide investors with regular income by investing globally.

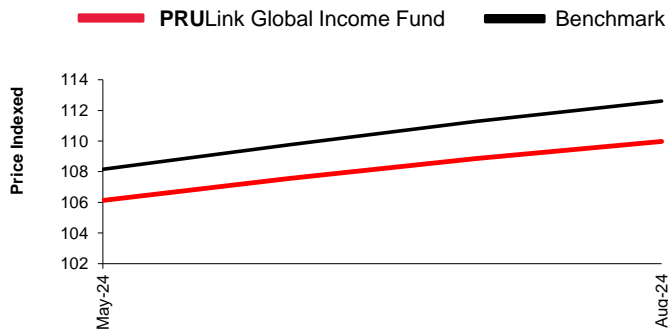
### Fund Details

Launch Date	1 June 2023	Risk Classification of Investment-linked Insurance Products (ILP)	Medium to High Risk
Initial Investment Charge	Up to 5% <sup>^</sup>	Subscription Method	Cash, SRS
Continuing Investment Charge	1.15% <sup>†</sup>	Funds Under Management	SGD 1.4 M
Manager of the Fund	Prudential Assurance Company Singapore (Pte) Limited	Underlying Fund and Size	United Income Fund SGD 567.18 m
Management Company of the Underlying Fund	United Overseas Bank Limited	Financial Year End	31st December
Investment Manager of the Fund	UOB Asset Management Ltd		
Benchmark	A composite of 45% MSCI AC World Index, 50% Bloomberg Barclays Global Aggregate Index and 5% SORA 1M Compounded		

### Performance

Performance <sup>1</sup>	1 month	6 months	1 year	3 years*	5 years*	Since Inception*
Offer-Bid	-4.0%	-0.6%	4.8%	NA	NA	3.8%
Bid-Bid	1.0%	4.6%	10.3%	NA	NA	8.3%
Benchmark <sup>2</sup>	1.2%	5.8%	12.4%	NA	NA	10.9%

### Performance Chart



### Top 10 holdings

iShares NASDAQ 100 UCITS ETF	7.5%
PIMCO Funds - GIS Income Fund	5.5%
iShares 5-10 Year Investment Grade Corporate Bond ET	5.3%
iShares \$ Short Duration Corp Bond UCITS ETF	5.0%
PIMCO Capital Securities Fund	4.9%
iShares MSCI ACWI UCITS ETF	4.5%
Neuberger Berman Strategic Income	4.2%
iShares \$ Corp Bond UCITS ETF	3.8%
iShares MSCI All Country Asia ex Japan ETF	3.8%
iShares MSCI ACWI ETF	3.6%

Source: UOB Asset Management Ltd

Inception date: 14 June 2023

\*Annualised

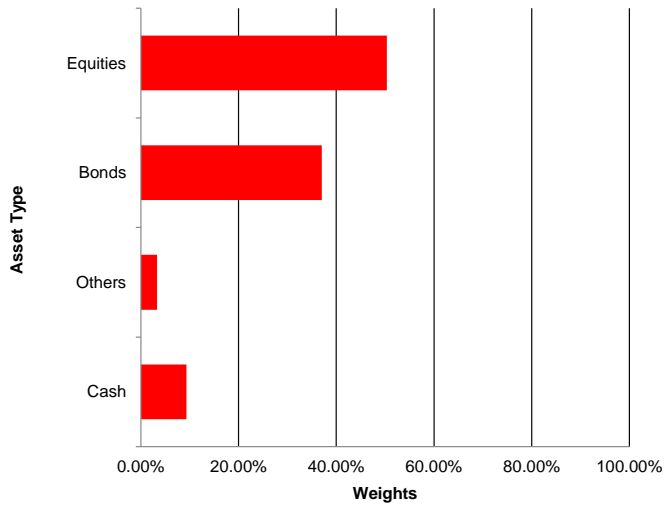
<sup>1</sup>Source: Citibank N.A Singapore; SGD; net income reinvested; Offer-Bid includes 5% Initial Investment Charge; fund performance includes Continuing Investment Charge; benchmark performance does not include any fees or charges.

<sup>2</sup>Source for Benchmark: UOB Asset Management Ltd

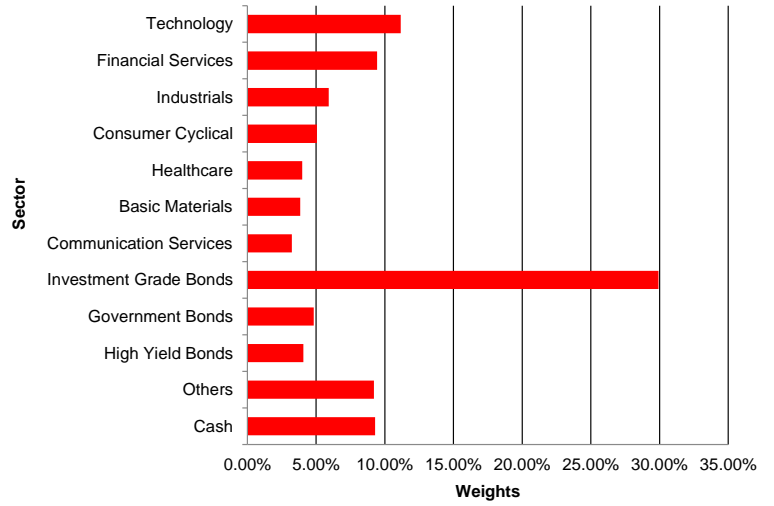
<sup>^</sup> Please refer to the relevant Product Summary for details of charges incurred on your plan as charges may vary from product to product and may be lower than 5%.

<sup>†</sup> We reserve the right to vary the Continuing Investment Charge and may increase it up to the maximum amount indicated in the respective PRULink fund's Fund Information Booklet, but will not do so before giving investors 6 months' written notice.

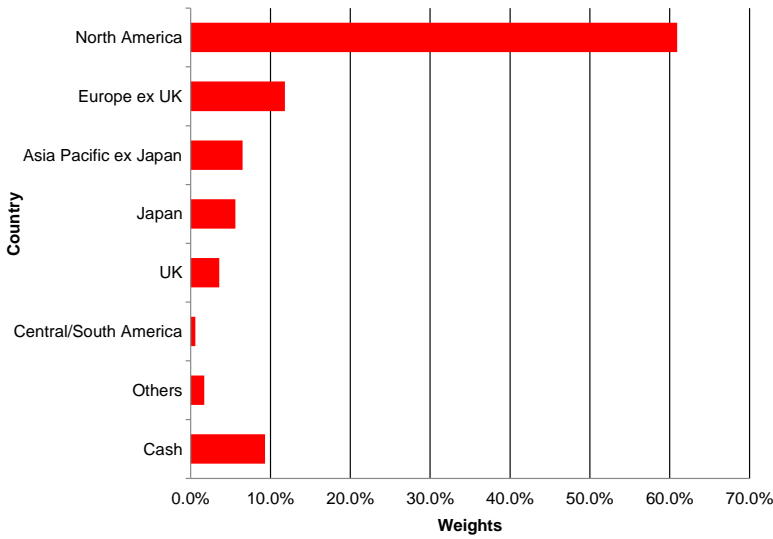
**Asset Allocation<sup>3</sup>**



**Sector Allocation<sup>3</sup>**



**Country Allocation<sup>3</sup>**



<sup>3</sup>Source: UOB Asset Management Ltd

**Important Information**

Please note that the securities mentioned above are included for illustration purposes only. It should not be considered a recommendation to purchase or sell any particular security. There is no assurance that any securities discussed herein will remain in the portfolio of the Fund at the time you receive this material or that securities sold have not been repurchased. The securities discussed do not represent the Fund's entire portfolio and in the aggregate may represent only a small percentage of the Fund's portfolio holdings.

The Fund is an investment-linked policy fund issued by Prudential Assurance Company Singapore (Pte) Limited (Co. Reg. No. [199002477Z]). The manager of the Fund is Prudential Assurance Company Singapore (Pte) Limited (Co. Reg. No. [199002477Z]). Prudential Assurance Company Singapore (Pte) Limited, 30 Cecil Street, #30-01 Prudential Tower, Singapore 049712 is the product provider. Investments are subject to investment risks including the possible loss of the principal amount invested. The prediction, projection or forecast on the economy, securities markets or the economic trends of the markets targeted by the fund are not necessarily indicative of the future or likely performance of the fund. The Fund returns are calculated based on net asset value pricing, in Singapore Dollars, bid to bid basis, on the assumption that all dividends and distributions are reinvested, taking account all charges which would have been payable upon such investment. Fees and charges payable through deduction of premium or cancellation of units are excluded from this calculation. The past performance of the Manager or Investment Manager and the Fund is not necessarily indicative of its future performance. The value of units in the Fund and the income accruing to the units, if any, may fall or rise. A Product Summary, Fund Information Booklet and Product Highlights Sheet relating to the Fund are available and may be obtained from your Prudential Financial Consultant. A potential investor should read the Product Summary, Fund Information Booklet and Product Highlights Sheet before deciding whether to subscribe for units in the Fund.

**Disclaimer of Liability Exhibit**

This may contain information obtained from third parties, including ratings from credit ratings agencies such as Standard & Poor's. Reproduction and distribution of third party content in any form is prohibited except with the prior written permission of the related third party. Third party content providers do not guarantee the accuracy, completeness, timeliness or availability of any information, including ratings, and are not responsible for any errors or omissions (negligent or otherwise), regardless of the cause, or for the results obtained from the use of such content. THIRD PARTY CONTENT PROVIDERS GIVE NO EXPRESS OR IMPLIED WARRANTIES, INCLUDING, BUT NOT LIMITED TO, ANY WARRANTIES OF MERCHANTABILITY OR FITNESS FOR A PARTICULAR PURPOSE OR USE. THIRD PARTY CONTENT PROVIDERS SHALL NOT BE LIABLE FOR ANY DIRECT, INDIRECT, INCIDENTAL, EXEMPLARY, COMPENSATORY, PUNITIVE, SPECIAL OR CONSEQUENTIAL DAMAGES, COSTS, EXPENSES, LEGAL FEES, OR LOSSES (INCLUDING LOST INCOME OR PROFITS AND OPPORTUNITY COSTS) IN CONNECTION WITH ANY USE OF THEIR CONTENT, INCLUDING RATINGS. Credit ratings are statements of opinions and are not statements of fact or recommendations to purchase, hold or sell securities. They do not address the suitability of securities or the suitability of securities for investment purposes, and should not be relied on as investment advice.

MSCI disclaimer

The blended index return is calculated by UOB Asset Management Ltd using end of day index level values licensed from MSCI ("MSCI Data"), which are provided "as is". MSCI bears no liability for or in connection with MSCI Data. MSCI full disclaimer at [msci.com/notice-and-disclaimer-for-blended-index-returns](https://www.msci.com/notice-and-disclaimer-for-blended-index-returns).

Bloomberg disclaimer

Source: Bloomberg Index Services Limited. BLOOMBERG® is a trademark and service mark of Bloomberg Finance L.P. and its affiliates (collectively "Bloomberg"). BARCLAYS® is a trademark and service mark of Barclays Bank Plc (collectively with its affiliates, "Barclays"), used under license. Bloomberg or Bloomberg's licensors, including Barclays, own all proprietary rights in the Bloomberg Barclays indices. Neither Bloomberg nor Barclays approves or endorses this material, or guarantees the accuracy or completeness of any information herein, or makes any warranty, express or implied, as to the results to be obtained therefrom and, to the maximum extent allowed by the law, neither shall have any liability or responsibility for injury or damages arising in connection therewith.

Prudential Assurance Company Singapore (Pte) Limited, Company Registration No. 199002477Z

30 Cecil Street, #30-01 Prudential Tower, Singapore 049712 Tel 1800-333 0333 Fax (65) 6734-6953 [www.prudential.com.sg](http://www.prudential.com.sg)

Part of Prudential plc (United Kingdom)