

PRULink Global Innovation Equity Fund

September 2024

All data as at 31 Aug 2024 unless otherwise stated

Investment Objective

The Underlying Fund seeks long-term capital appreciation. The Investment Manager will actively manage the Fund, seeking to achieve the objective by investing primarily in equity securities issued by companies worldwide, including emerging markets, which the team believe to be drivers of innovation or beneficiaries of innovation. Although the Fund is not constructed relative to a benchmark, the MSCI All Country World Index will serve as a reference benchmark.

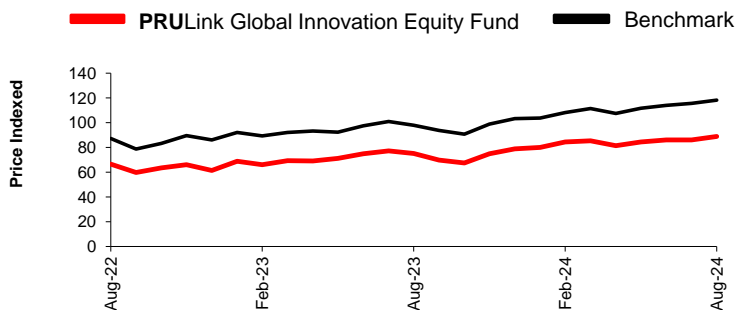
Fund Details

Launch Date	7 September 2021	Risk Classification of Investment-linked Insurance Products (ILP)	Higher Risk, Narrowly Diversified
Initial Investment Charge	Up to 5% ^	Subscription Method	Cash, SRS
Continuing Investment Charge	1.50% p.a. [†]	Funds Under Management	SGD 11.6 M
Manager of the Fund	Prudential Assurance Company Singapore (Pte) Limited	Underlying Fund and Size	Wellington Global Innovation Fund, USD 338.5 M
Investment Manager of the Fund	Wellington Management Company LLP	Financial Year End	31st December
Benchmark	MSCI AC World Net (Hedged to SGD)		
Morningstar Sustainability Rating ^{TM#}	 <p>PRULink Global Innovation Equity Fund received a Morningstar Sustainability Rating of Average. Out of 8247 Global Equity Large Cap funds as of 31/05/2024. Based on 99.49% of AUM. Data is based on long positions only.</p>		

Performance

Performance ¹	1 month	6 months	1 year	3 years*	5 years*	Since Inception*
Offer-Bid	-1.8%	0.0%	12.5%	NA	NA	-6.1%
Bid-Bid	3.4%	5.3%	18.4%	NA	NA	-4.5%
Benchmark ²	2.3%	9.4%	20.7%	NA	NA	5.4%

Performance Chart



Top 10 holdings

Amazon	5.6%
NVIDIA	5.1%
Alphabet	5.1%
UnitedHealth	4.7%
EliLilly	4.4%
Microsoft	4.3%
Mastercard	3.5%
Chipotle Mexican Gri	3.0%
Adobe	2.9%
FlutterEntmnt	2.8%

Source: Wellington Management Company LLP

Inception date: 21 September 2021

*Annualised

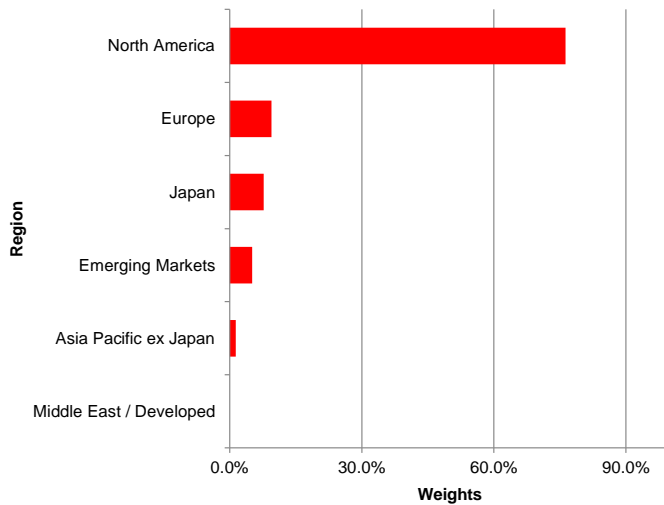
¹Source: Citibank N.A Singapore; SGD; net income reinvested; Offer-bid includes 5% Initial Investment Charge; fund performance includes Continuing Investment Charge; benchmark performance does not include any fees or charges.

²Source for Benchmark: Wellington Management Co LLP

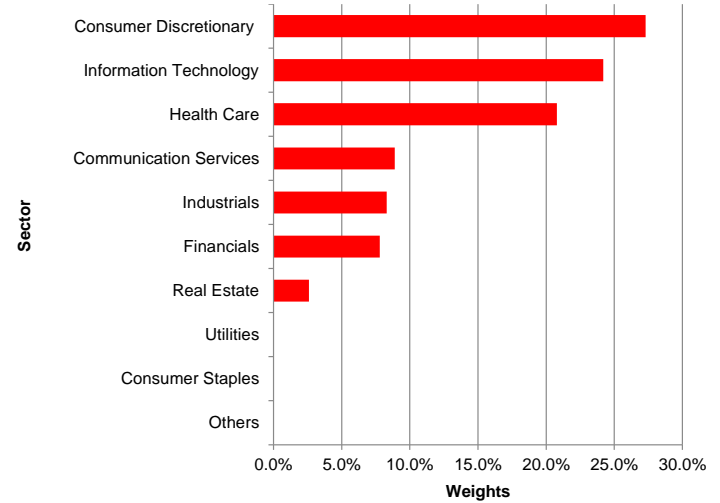
^ Please refer to the relevant Product Summary for details of charges incurred on your plan as charges may vary from product to product and may be lower than 5%.

† We reserve the right to vary the Continuing Investment Charge and may increase it up to the maximum amount indicated in the respective PRULink fund's Fund Information Booklet, but will not do so before giving investors 6 months' written notice.

Regional Distribution³



Sector Distribution³



³Source: Wellington Management Company LLP

Important Information

Please note that the securities mentioned above are included for illustration purposes only. It should not be considered a recommendation to purchase or sell any particular security. There is no assurance that any securities discussed herein will remain in the portfolio of the Fund at the time you receive this material or that securities sold have not been repurchased. The securities discussed do not represent the Fund's entire portfolio and in the aggregate may represent only a small percentage of the Fund's portfolio holdings.

The Fund is an investment-linked policy fund issued by Prudential Assurance Company Singapore (Pte) Limited (Co. Reg. No. [199002477Z]). The manager of the Fund is Prudential Assurance Company Singapore (Pte) Limited (Co. Reg. No. [199002477Z]). Prudential Assurance Company Singapore (Pte) Limited, 30 Cecil Street, #30-01 Prudential Tower, Singapore 049712 is the product provider. Investments are subject to investment risks including the possible loss of the principal amount invested. The prediction, projection or forecast on the economy, securities markets or the economic trends of the markets targeted by the fund are not necessarily indicative of the future or likely performance of the fund. The Fund returns are calculated based on net asset value pricing, in Singapore Dollars, bid to bid basis, on the assumption that all dividends and distributions are reinvested, taking account all charges which would have been payable upon such investment. Fees and charges payable through deduction of premium or cancellation of units are excluded from this calculation. The past performance of the Manager or Investment Manager and the Fund is not necessarily indicative of its future performance. The value of units in the Fund and the income accruing to the units, if any, may fall or rise. A Product Summary, Fund Information Booklet and Product Highlights Sheet relating to the Fund are available and may be obtained from your Prudential Financial Consultant. A potential investor should read the Product Summary, Fund Information Booklet and Product Highlights Sheet before deciding whether to subscribe for units in the Fund.

[#]Sustainability Rating as of 31/05/2024. Corporate and Sovereign Sustainability Score and Investment Style as of 31/05/2024. Morningstar's Sustainability Score incorporates Sustainalytics' company and country-level analysis.

© 2024 Morningstar. All rights reserved. The information contained herein: (1) is proprietary to Morningstar and/or its content providers; (2) may not be copied or distributed; and (3) is not warranted to be accurate, complete, or timely. Neither Morningstar nor its content providers are responsible for any damages or losses arising from any use of this information. Past performance is no guarantee of future results. The ESG-related information, methodologies, tools, ratings, data and opinions contained or reflected herein are not directed to or intended for use or distribution to India-based clients or users and their distribution to Indian resident individuals or entities is not permitted.

Disclaimer of Liability Exhibit

This may contain information obtained from third parties, including ratings from credit ratings agencies such as Standard & Poor's. Reproduction and distribution of third party content in any form is prohibited except with the prior written permission of the related third party. Third party content providers do not guarantee the accuracy, completeness, timeliness or availability of any information, including ratings, and are not responsible for any errors or omissions (negligent or otherwise), regardless of the cause, or for the results obtained from the use of such content. THIRD PARTY CONTENT PROVIDERS GIVE NO EXPRESS OR IMPLIED WARRANTIES, INCLUDING, BUT NOT LIMITED TO, ANY WARRANTIES OF MERCHANTABILITY OR FITNESS FOR A PARTICULAR PURPOSE OR USE. THIRD PARTY CONTENT PROVIDERS SHALL NOT BE LIABLE FOR ANY DIRECT, INDIRECT, INCIDENTAL, EXEMPLARY, COMPENSATORY, PUNITIVE, SPECIAL OR CONSEQUENTIAL DAMAGES, COSTS, EXPENSES, LEGAL FEES, OR LOSSES (INCLUDING LOST INCOME OR PROFITS AND OPPORTUNITY COSTS) IN CONNECTION WITH ANY USE OF THEIR CONTENT, INCLUDING RATINGS. Credit ratings are statements of opinions and are not statements of fact or recommendations to purchase, hold or sell securities. They do not address the suitability of securities or the suitability of securities for investment purposes, and should not be relied on as investment advice.

Prudential Assurance Company Singapore (Pte) Limited, Company Registration No. 199002477Z

30 Cecil Street, #30-01 Prudential Tower, Singapore 049712 Tel 1800-333 0333 Fax (65) 6734-6953 www.prudential.com.sg

Part of Prudential plc (United Kingdom)