

PRULink Global Multi-Asset Income Fund

September 2024

All data as at 31 Aug 2024 unless otherwise stated

Investment Objective

The **PRULink Global Multi-Asset Income Fund** aims to provide capital growth and income of ICE BofA 3 Month US Treasury Bill Index + 5% per annum before fees have been deducted over rolling three year periods by investing in a broad range of asset classes worldwide. There is no guarantee that the objective will be attained and your capital is at risk. □

Fund Details

Launch Date	19 January 2021	CPFIS Risk Classification of Investment-linked Insurance Products (ILP)	Medium to High Risk, Broadly Diversified
Initial Investment Charge	Up to 5% ^	Subscription Method	Cash, SRS
Continuing Investment Charge	1.3% p.a. †	Underlying Fund and Size	SISF - Global Target Return, SGD 268.90 M
Manager of the Fund	Schroder Investment Management (Singapore) Ltd	Funds Under Management	SGD 19.6 M
		Financial Year End	31st December

Morningstar Sustainability Rating™#

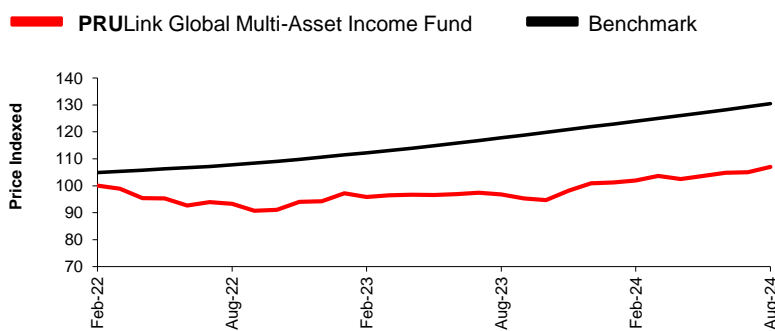


PRULink Global Multi-Asset Income Fund received a Morningstar Sustainability Rating of Average. Out of 3197 Flexible Allocation funds as of 31/05/2024. Based on 89.46% of AUM. Data is based on long positions only.

Performance

Performance ¹	1 month	6 months	1 year	3 years*	5 years*	Since Inception*
Offer-Bid	-3.3%	-0.3%	5.1%	-0.7%	NA	0.5%
Bid-Bid	1.8%	4.9%	10.6%	1.0%	NA	2.0%
Benchmark ²	0.9%	5.3%	10.8%	8.4%	NA	7.8%

Performance Chart



Top 10 holdings

TREASURY (CPI) NOTE 1.375 15-JUL-2033	2.0%
MICROSOFT CORP	1.3%
NVIDIA CORP	1.2%
TREASURY (CPI) NOTE 2.375 15-JAN-2027	1.0%
ALPHABET INC CLASS A A	1.0%
TREASURY (CPI) NOTE 0.125 15-JAN-2030	1.0%
APPLE INC	1.0%
TREASURY (CPI) NOTE 0.875 15-JAN-2029	0.9%
AMAZON COM INC	0.8%
UMBS 30YR TBA CASH 6.0 31-DEC-2049	0.7%

Source: Schroder Investment Management (Singapore) Ltd

Inception date: 1 February 2021

*Annualised.

¹Source: Citibank N.A Singapore; SGD; net income reinvested; Offer-bid includes 5% Initial Investment Charge; fund performance includes Continuing Investment Charge; benchmark performance does not include any fees or charges.

²Source for benchmark: Schroder Investment Management (Singapore) Ltd

^ Please refer to the relevant Product Summary for details of charges incurred on your plan as charges may vary from product to product and may be lower than 5%.

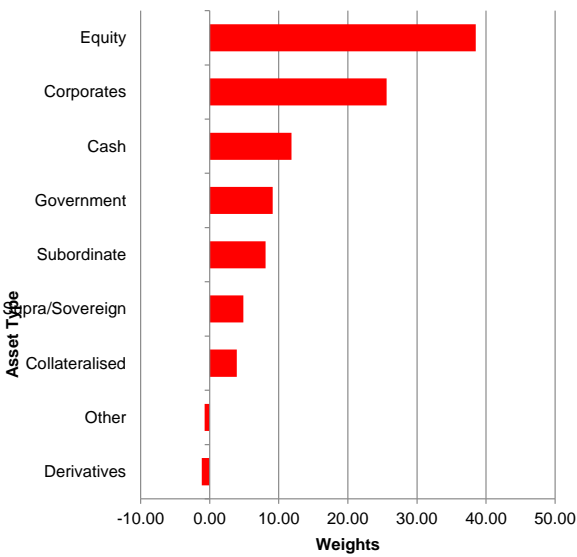
† We reserve the right to vary the Continuing Investment Charge and may increase it up to the maximum amount indicated in the respective PRULink fund's Fund Information Booklet, but will not do so before giving investors 6 months' written notice.

Dividend History

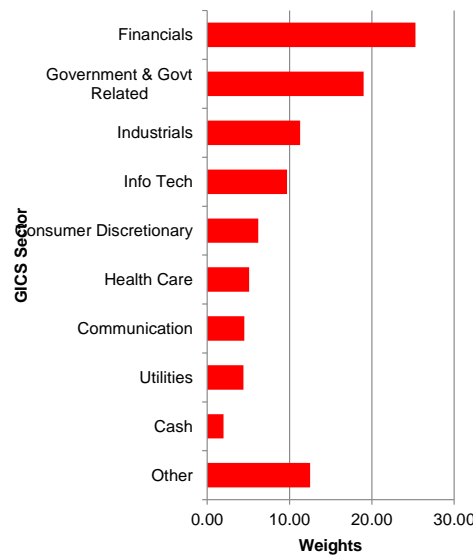
Date	Share Class	
	Distribution	Decumulation
Sep 2022	1.12%	1.57%
Dec 2022	1.12%	1.57%
Mar 2023	1.12%	1.57%
Jun 2023	1.12%	1.57%
Sep 2023	1.12%	1.57%
Dec 2023	1.12%	1.57%
Distributing Frequency		Quarterly

Source: Prudential Assurance Company Singapore (Pte) Limited

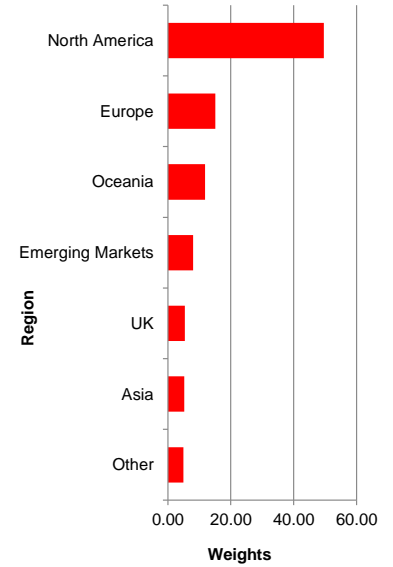
Asset Allocation³



Sector Allocation³



Region Allocation³



³Source: Schroder Investment Management (Singapore) Ltd; Figures rounded to nearest full percentage point.

Important Information

Please note that the securities mentioned above are included for illustration purposes only. It should not be considered a recommendation to purchase or sell any particular security. There is no assurance that any securities discussed herein will remain in the portfolio of the Fund at the time you receive this material or that securities sold have not been repurchased. The securities discussed do not represent the fund's entire portfolio and in the aggregate may represent only a small percentage of the fund's portfolio holdings.

The Fund is an investment-linked policy fund issued by Prudential Assurance Company Singapore (Pte) Limited (Co. Reg. No. [199002477Z]). The manager of the Fund is Schroder Investment Management (Singapore) Ltd (Co. Reg. No. [199201080H]). Prudential Assurance Company Singapore (Pte) Limited, 30 Cecil Street, #30-01 Prudential Tower, Singapore 049712 is the product provider. Investments are subject to investment risks including the possible loss of the principal amount invested. The prediction, projection or forecast on the economy, securities markets or the economic trends of the markets targeted by the fund are not necessarily indicative of the future or likely performance of the fund. The Fund returns are calculated based on net asset value pricing, in Singapore Dollars, bid to bid basis, on the assumption that all dividends and distributions are reinvested, taking account all charges which would have been payable upon such investment. Fees and charges payable through deduction of premium or cancellation of units are excluded from this calculation. The past performance of the Manager or Investment Manager and the Fund is not necessarily indicative of its future performance. The value of units in the Fund and the income accruing to the units, if any, may fall or rise. A Product Summary, Fund Information Booklet and Product Highlights Sheet relating to the Fund are available and may be obtained from your Prudential Financial Consultant. A potential investor should read the Product Summary, Fund Information Booklet and Product Highlights Sheet before deciding whether to subscribe for units in the Fund.

²The reference benchmark performance is denominated and expressed in US Dollars, and will be subjected to currency fluctuations. The reference benchmark stated in the investment objective of the PRULink Global Multi Asset Income Fund which currently feeds into the Schroder International Selection Fund Global Target Return (Class A Accumulation SGD Hedged) is only available in US Dollars. There is no version of the reference benchmark available in Singapore Dollars.

Distributions are at the discretion of the Manager and/or Prudential Singapore and there is no guarantee, assurance and/or certainty that any distribution will be made and if distributions are made, such distributions are not in any way a forecast, indication or projection of the future or likely performance / distribution of the Fund. The making of any distribution shall not be taken to imply that further distributions will be made. The Manager and or Prudential Singapore may also vary the frequency and/ or amount for distributions made

#Sustainability Rating as of 31/05/2024. Corporate and Sovereign Sustainability Score and Investment Style as of 31/05/2024. Morningstar's Sustainability Score incorporates Sustainalytics' company and country-level analysis

© 2024 Morningstar. All rights reserved. The information contained herein: (1) is proprietary to Morningstar and/or its content providers; (2) may not be copied or distributed; and (3) is not warranted to be accurate, complete, or timely. Neither Morningstar nor its content providers are responsible for any damages or losses arising from any use of this information. Past performance is no guarantee of future results. The ESG-related information, methodologies, tools, ratings, data and opinions contained or reflected herein are not directed to or intended for use or distribution to India-based clients or users and their distribution to Indian resident individuals or entities is not permitted.

Prudential Assurance Company Singapore (Pte) Limited, Company Registration No. 199002477Z

30 Cecil Street, #30-01 Prudential Tower, Singapore 049712 Tel 1800-333 0333 Fax (65) 6734-6953 www.prudential.com.sg

Part of Prudential plc (United Kingdom)