

# PRULink Islamic Global Equity Index Fund

September 2024

All data as at 31 Aug 2024 unless otherwise stated

## Investment Objective

The PRULink Islamic Global Equity Index Fund aims to track the performance of a world index, through investment in a diversified portfolio of securities as defined by the relevant index, which meets Islamic investment principles as interpreted and laid down by the Shariah Committee and provided to the Board of Directors. Any adherence to Shariah requirements are fulfilled on the Underlying Fund and the Index only.

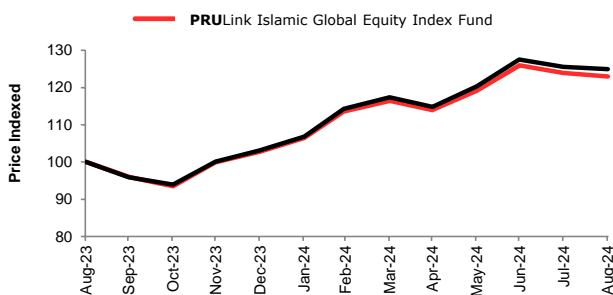
## Fund Details

Launch Date	1 June 2023	Risk Classification of Investment-linked Insurance Products (ILP)	Higher Risk
Initial Investment Charge	Up to 5%^	Subscription Method	Cash, SRS
Continuing Investment Charge	1.10% p.a. †	Underlying Fund Size	HSBC Islamic Global Equity Index Fund - USD 1,862.3 M
Manager of the Fund	Prudential Assurance Company Singapore (Pte) Limited	Funds Under Management	SGD 20.8 M
Investment Manager of the Underlying Fund	HSBC Investment Funds (Luxembourg) S.A.	Financial Year End	31st December
Benchmark	Dow Jones Islamic Market Titans 100 Index		

## Performance

Performance <sup>1</sup>	1 month	3 months	6 months	1 year	Since Inception*
Offer-Bid	-5.7%	-1.9%	2.9%	16.7%	15.5%
Bid-Bid	-0.7%	3.3%	8.3%	22.9%	20.5%
Benchmark <sup>2</sup>	-0.5%	3.9%	9.3%	24.9%	22.8%

## Performance Chart



## Top 10 holdings<sup>3</sup>

Apple Inc	8.3%
NVIDIA Corp	7.4%
Microsoft Corp	7.3%
Alphabet Inc	6.1%
Amazon.com Inc	5.7%
Meta Platforms Inc	4.0%
Eli Lilly & Co	2.7%
Broadcom Inc	2.5%
Tesla Inc	2.1%
UnitedHealth Group Inc	1.9%

<sup>3</sup>Source: HSBC Asset Management

Inception date: 14th June 2023

\*Annualised.

<sup>1</sup>Source: Standard Chartered Bank as calculated on StatPro; SGD; net income reinvested; Offer-bid includes 5% Initial Investment Charge; fund performance includes Continuing Investment Charge; benchmark performance does not include any fees or charges.

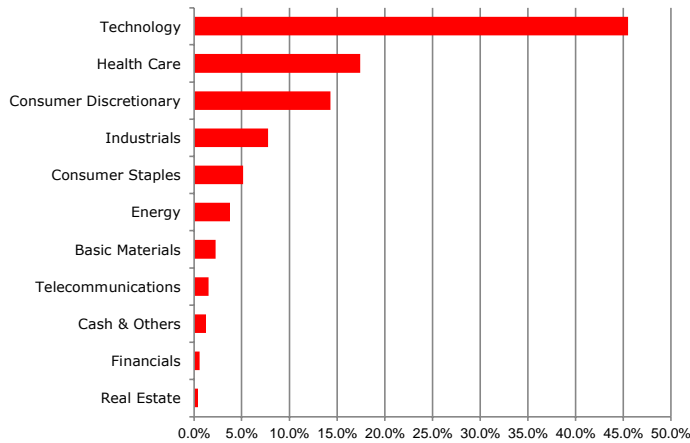
<sup>2</sup>Source for Benchmark : HSBC Asset Management

^ Please refer to the relevant Product Summary for details of charges incurred on your plan as charges may vary from product to product and may be lower than 5%.

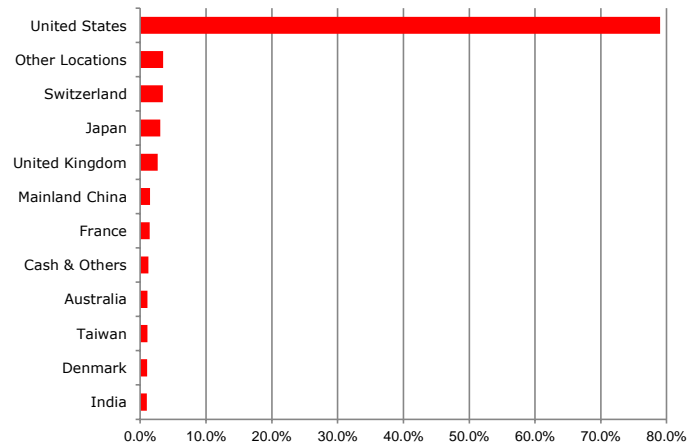
† We reserve the right to vary the Continuing Investment Charge and may increase it up to the maximum amount indicated in the respective PRULink fund's Fund Information Booklet, but will not do so before giving investors 6 months' written notice.

All data as at 31 Aug 2024 unless otherwise stated

**Sector<sup>3</sup>**



**Country<sup>3</sup>**



<sup>3</sup>Source: HSBC Asset Management

**Important Information**

Please note that the securities/funds mentioned above are included for illustration purposes only. It should not be considered a recommendation to purchase or sell any particular security/ fund. There is no assurance that any securities/funds discussed herein will remain in the portfolio of the Fund at the time you receive this material or that securities sold have not been repurchased. The securities/funds discussed do not represent the fund's entire portfolio and in the aggregate may represent only a small percentage of the fund's portfolio holdings.

The Fund is an investment-linked policy fund issued by Prudential Assurance Company Singapore (Pte) Limited (Co. Reg. No. 199002477Z). The manager of the Fund is Prudential Assurance Company Singapore (Pte) Limited (Co. Reg. No. [199002477Z]). Prudential Assurance Company Singapore (Pte) Limited, 30 Cecil Street, #30-01 Prudential Tower, Singapore 049712 is the product provider. Investments are subject to investment risks including the possible loss of the principal amount invested. The prediction, projection or forecast on the economy, securities markets or the economic trends of the markets targeted by the fund are not necessarily indicative of the future or likely performance of the fund. The fund returns are calculated on the assumption that all dividends and distributions are reinvested, taking into account all charges which would have been payable upon such reinvestment. Fees and charges payable through deduction of premium or cancellation of units are excluded from this calculation. The past performance of the Manager or Investment Manager and the Fund is not necessarily indicative of its future performance. The value of units in the Fund and the income accruing to the units, if any, may fall or rise. A Product Summary, Fund Information Booklet and Product Highlights Sheet relating to the Fund are available and may be obtained from your Prudential Financial Consultant. A potential investor should read the Product Summary, Fund Information Booklet and Product Highlights Sheet before deciding whether to subscribe for units in the Fund.

The Dow Jones Islamic Market Titans 100 Index is a product of S&P Dow Jones Indices LLC or its affiliates ("SPDJI") and has been licensed for use by Licensee. S&P®, S&P 500®, US 500, The 500, iBoxx®, iTraxx® and CDX® are trademarks of S&P Global, Inc. or its affiliates ("S&P"); Dow Jones® is a registered trademark of Dow Jones Trademark Holdings LLC ("Dow Jones"); Licensee's Product(s) is not sponsored, endorsed, sold or promoted by SPDJI, Dow Jones, S&P, their respective affiliates, and none of such parties make any representation regarding the advisability of investing in such product(s) nor do they have any liability for any errors, omissions, or interruptions of the Dow Jones Islamic Market Titans 100 Index.