

# PRULink Singapore Asian Managed Fund

September 2024

All data as at 31 Aug 2024 unless otherwise stated

## Investment Objective

The **PRULink Singapore Asian Managed Fund** aims to maximise total return in the medium to long term by investing primarily in a portfolio comprising equities and equity-related securities of companies listed or to be listed on the stock exchanges of Singapore and Asia (excluding Japan) markets, and in a diversified portfolio of debt securities. The Fund has a strategic asset allocation mix of 70% equities and 30% in fixed income.

## Fund Details

Launch Date	24 September 1992	Risk Classification of Investment-linked Insurance Products (ILP)	Medium to High Risk; Narrowly Focused
Initial Investment Charge	Up to 5% <sup>^</sup>	Subscription Method	Cash, SRS
Continuing Investment Charge	1.3% p.a. <sup>†</sup>	Funds Under Management	SGD 2,305.5 M
Manager of the Fund	Eastspring Investments (Singapore) Ltd	Financial Year End	31st December
Benchmark	30% MSCI Singapore Free Index, 20% Markit iBoxx ALBI Singapore Index, 40% MSCI AC Asia ex Japan Index and 10% JPM Asia Credit Index (hedged to SGD) <sup>^^</sup>		

Morningstar Rating\*\*

**PRULink Singapore Asian Managed Fund** received a Morningstar Rating™ of **★★**  
Overall rating out of 28 Asia Allocation as of 30/06/2024.

Morningstar Sustainability Rating™#

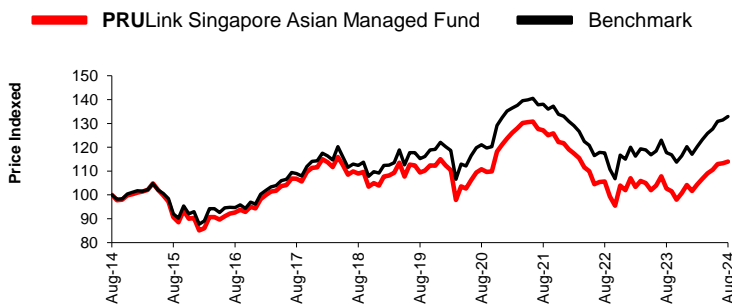


**PRULink Singapore Asian Managed Fund** received a Morningstar Sustainability Rating of Average.  
Out of 977 Allocation Miscellaneous funds as of 30/06/2024. Based on 94.58% of AUM. Data is based on long positions only.

## Performance

Performance <sup>1</sup>	1 month	6 months	1 year	3 years*	5 years*	Since Inception*
Offer-Bid	-4.4%	3.7%	5.4%	-5.2%	-0.2%	4.7%
Bid-Bid	0.6%	9.1%	10.9%	-3.6%	0.8%	4.9%
Benchmark <sup>2</sup>	1.1%	10.5%	12.9%	-1.2%	2.9%	4.9%

## Performance Chart



## Top 10 holdings

EASTSPRING INV-ASIAN BOND CLASS-D	9.9%
FIDELITY ASIAN SPECIAL SITUATIONS FUND SGD	9.8%
DBS GROUP HOLDINGS LTD	7.8%
OVERSEA-CHINESE BANKING CORP	5.3%
UNITED OVERSEAS BANK LTD	4.3%
SEA LTD-ADR SE	4.1%
SINGAPORE TELECOMMUNICATIONS	3.1%
TAIWAN SEMICONDUCTOR MANUFACTURING	2.3%
MAS BILL MASPSP 09/06/24	2.2%
TREASURY BILL B 09/19/24	2.1%

Source: Prudential Assurance Company Singapore (Pte) Limited

Inception date: 3 November 1992

\*Annualised

<sup>1</sup>Source: Citibank N.A Singapore; SGD; net income reinvested; Offer-bid includes 5% Initial Investment Charge; fund performance includes Continuing Investment Charge; benchmark performance does not include any fees or charges.

<sup>2</sup>Source for Benchmark: Eastspring Investments (Singapore) Limited

<sup>^</sup> Please refer to the relevant Product Summary for details of charges incurred on your plan as charges may vary from product to product and may be lower than 5%.

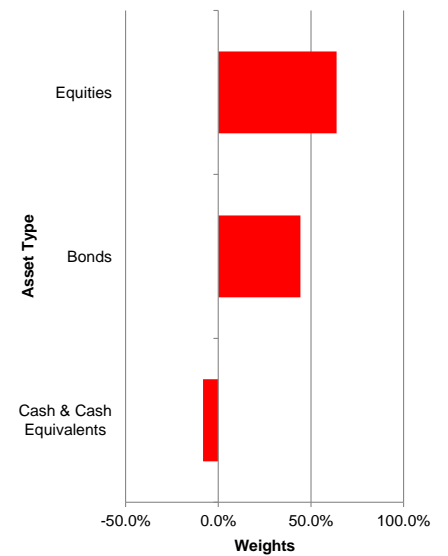
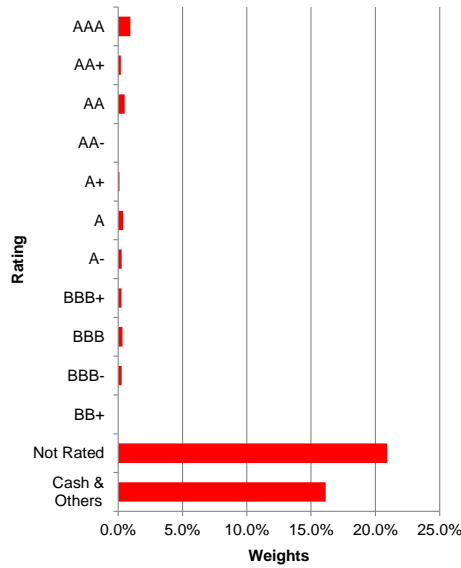
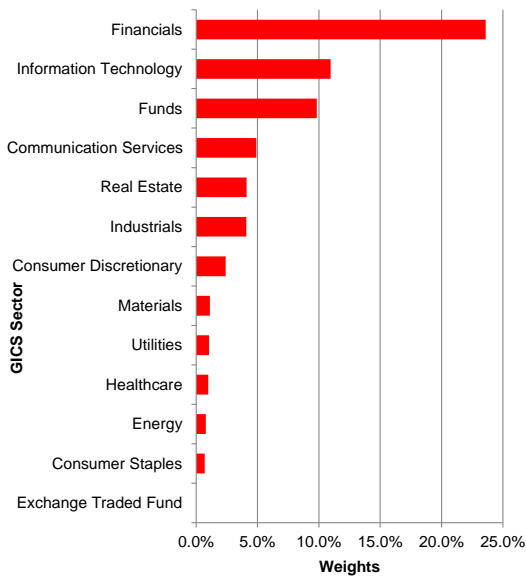
<sup>^^</sup> With effect from 4 June 2019, Prulink Singapore Managed Fund is restructured and renamed to Prulink Singapore Asian Managed Fund. With the change, the benchmark is changed from 70% MSCI Singapore Free Index and 30% Markit iBoxx ALBI Singapore Index to 30% MSCI Singapore Free Index, 20% Markit iBoxx ALBI Singapore Index, 40% MSCI AC Asia ex Japan Index and 10% JPM Asia Credit Index (hedged to SGD).

<sup>†</sup> We reserve the right to vary the Continuing Investment Charge and may increase it up to the maximum amount indicated in the respective PRULink fund's Fund Information Booklet, but will not do so before giving investors 6 months' written notice.

**Sector Allocation (Equity Only)<sup>3</sup>**

**Credit Rating Breakdown (Bond Only)<sup>3</sup>**

**Asset Allocation<sup>3</sup>**



<sup>3</sup>Source: Prudential Assurance Company Singapore (Pte) Limited; Credit ratings by S&P/Moody's; Figures rounded to nearest full percentage point.

**Important Information**

Please note that the securities mentioned above are included for illustration purposes only. It should not be considered a recommendation to purchase or sell any particular security. There is no assurance that any securities discussed herein will remain in the portfolio of the Fund at the time you receive this material or that securities sold have not been repurchased. The securities discussed do not represent the Fund's entire portfolio and in the aggregate may represent only a small percentage of the Fund's portfolio holdings.

The Fund is an investment-linked policy fund issued by Prudential Assurance Company Singapore (Pte) Limited (Co. Reg. No. [199002477Z]). The manager of the Fund is Eastspring Investments (Singapore) Limited (Co. Reg. No. [199407631H]). Prudential Assurance Company Singapore (Pte) Limited, 30 Cecil Street, #30-01 Prudential Tower, Singapore 049712 is the product provider. Investments are subject to investment risks including the possible loss of the principal amount invested. The prediction, projection or forecast on the economy, securities markets or the economic trends of the markets targeted by the fund are not necessarily indicative of the future or likely performance of the fund. The Fund returns are calculated based on net asset value pricing, in Singapore Dollars, bid to bid basis, on the assumption that all dividends and distributions are reinvested, taking account all charges which would have been payable upon such investment. Fees and charges payable through deduction of premium or cancellation of units are excluded from this calculation. The past performance of the Manager or Investment Manager and the Fund is not necessarily indicative of its future performance. The value of units in the Fund and the income accruing to the units, if any, may fall or rise. A Product Summary, Fund Information Booklet and Product Highlights Sheet relating to the Fund are available and may be obtained from your Prudential Financial Consultant. A potential investor should read the Product Summary, Fund Information Booklet and Product Highlights Sheet before deciding whether to subscribe for units in the Fund.

**Disclaimer of Liability Exhibit**

This may contain information obtained from third parties, including ratings from credit ratings agencies such as Standard & Poor's. Reproduction and distribution of third party content in any form is prohibited except with the prior written permission of the related third party. Third party content providers do not guarantee the accuracy, completeness, timeliness or availability of any information, including ratings, and are not responsible for any errors or omissions (negligent or otherwise), regardless of the cause, or for the results obtained from the use of such content. THIRD PARTY CONTENT PROVIDERS GIVE NO EXPRESS OR IMPLIED WARRANTIES, INCLUDING, BUT NOT LIMITED TO, ANY WARRANTIES OF MERCHANTABILITY OR FITNESS FOR A PARTICULAR PURPOSE OR USE. THIRD PARTY CONTENT PROVIDERS SHALL NOT BE LIABLE FOR ANY DIRECT, INDIRECT, INCIDENTAL, EXEMPLARY, COMPENSATORY, PUNITIVE, SPECIAL OR CONSEQUENTIAL DAMAGES, COSTS, EXPENSES, LEGAL FEES, OR LOSSES (INCLUDING LOST INCOME OR PROFITS AND OPPORTUNITY COSTS) IN CONNECTION WITH ANY USE OF THEIR CONTENT, INCLUDING RATINGS. Credit ratings are statements of opinions and are not statements of fact or recommendations to purchase, hold or sell securities. They do not address the suitability of securities or the suitability of securities for investment purposes, and should not be relied on as investment advice.

\*\*Morningstar rates funds from one to five stars based on how well they've performed (after adjusting for risk) in comparison to similar funds. Within each Morningstar Category, the top 10% of funds receive five stars, the next 22.5% four stars, the middle 35% three stars, the next 22.5% two stars, and the bottom 10% receive one star. Funds are rated for up to three time periods— three-, five-, and 10 years—and these ratings are combined to produce an overall rating. Funds with less than three years of history are not rated. Ratings are objective, based entirely on a mathematical evaluation of past performance. They're a useful tool for identifying funds worthy of further research, but shouldn't be considered buy or sell recommendations.

#Sustainability Rating as of 30/06/2024. Corporate and Sovereign Sustainability Score and Investment Style as of 30/06/2024. Morningstar's Sustainability Score incorporates Sustainalytics' company and country-level analysis

© 2024 Morningstar. All rights reserved. The information contained herein: (1) is proprietary to Morningstar and/or its content providers; (2) may not be copied or distributed; and (3) is not warranted to be accurate, complete, or timely. Neither Morningstar nor its content providers are responsible for any damages or losses arising from any use of this information. Past performance is no guarantee of future results. The ESG-related information, methodologies, tools, ratings, data and opinions contained or reflected herein are not directed to or intended for use or distribution to India-based clients or users and their distribution to Indian resident individuals or entities is not permitted.

Prudential Assurance Company Singapore (Pte) Limited, Company Registration No. 199002477Z

30 Cecil Street, #30-01 Prudential Tower, Singapore 049712 Tel 1800-333 0333 Fax (65) 6734-6953 www.prudential.com.sg

Part of Prudential plc (United Kingdom)