

All data as at 31 Aug 2024 unless otherwise stated

Investment Objective

 The **PRULink Singapore Dynamic Bond Fund** aims to maximise total returns over time by investing primarily in Singapore dollar denominated debt securities and foreign currency debt securities which will be hedged back into Singapore dollars.

Fund Details

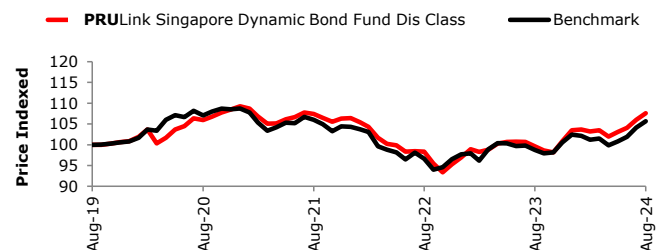
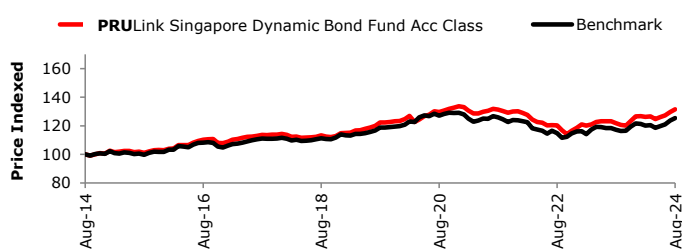
| | | | |
|--|--|---|---|
| Launch Date | 14 March 2011 | CPFIS Risk Classification of Investment-linked Insurance Products (ILP) | Low to Medium Risk; Narrowly Focused |
| Initial Investment Charge | Up to 5% ^ | Subscription Method | Cash, CPFIS-OA & SA, SRS |
| Continuing Investment Charge | 0.5% p.a. [†] | Underlying Fund Size | Eastspring Investments Unit Trusts - Singapore Select Bond Fund - SGD 1,223.8 M |
| Manager of the Fund, Investment Manager of the Underlying Fund | Eastspring Investments (Singapore) Ltd | Funds Under Management | SGD 733.7 M |
| Benchmark | Markit iBoxx ALBI Singapore Index | Financial Year End | 31st December |

Morningstar Overall Rating™##

PRULink Singapore Dynamic Bond Fund received a Morningstar Rating™ of ★★★★★ Overall rating out of 8 SGD Bond funds as of 30/06/2024.

Performance

| Accumulation Class Performance ¹ | 1 month | 6 months | 1 year | 3 years* | 5 years* | 10 years* | Since Inception* |
|---|---------|----------|--------|----------|----------|------------------|------------------|
| Offer-Bid | -3.6% | -1.0% | 2.6% | -1.7% | 0.4% | 2.2% | 2.7% |
| Bid-Bid | 1.5% | 4.2% | 8.0% | 0.0% | 1.5% | 2.7% | 3.1% |
| Benchmark ² | 1.5% | 4.4% | 7.0% | -0.1% | 1.1% | 2.1% | 2.3% |
| Distribution Class Performance ¹ | 1 month | 6 months | 1 year | 3 years* | 5 years* | Since Inception* | |
| Offer-Bid | -3.6% | -1.0% | 2.6% | -1.6% | 0.4% | 1.7% | |
| Bid-Bid | 1.5% | 4.2% | 8.0% | 0.0% | 1.5% | 2.6% | |
| Benchmark ² | 1.5% | 4.4% | 7.0% | -0.1% | 1.1% | 2.1% | |

Performance Chart


Inception date: 8 Apr 2011 for Accumulation Class ; 2 Jul 2018 for Distribution Class

*Annualised.

¹Source: Standard Chartered Bank as calculated on StatPro; SGD; net income reinvested; Offer-bid includes 5% Initial Investment Charge; fund performance includes Continuing Investment Charge; benchmark performance does not include any fees or charges.

²Source for Benchmark : Eastspring Investments (Singapore) Limited

^ Please refer to the relevant Product Summary for details of charges incurred on your plan as charges may vary from product to product and may be lower than 5%.

[†] We reserve the right to vary the Continuing Investment Charge and may increase it up to the maximum amount indicated in the respective PRULink fund's Fund Information Booklet, but will not do so before giving investors 6 months' written notice.

All data as at 31 Aug 2024 unless otherwise stated

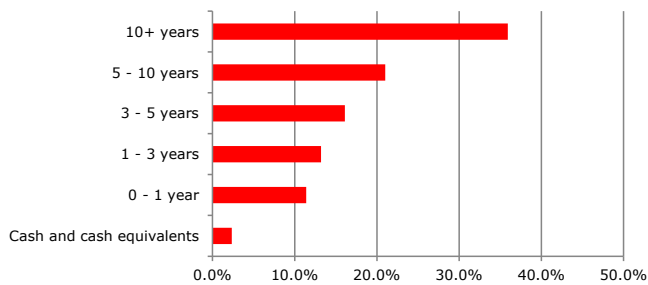
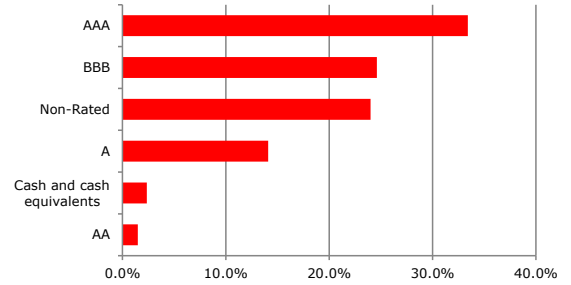
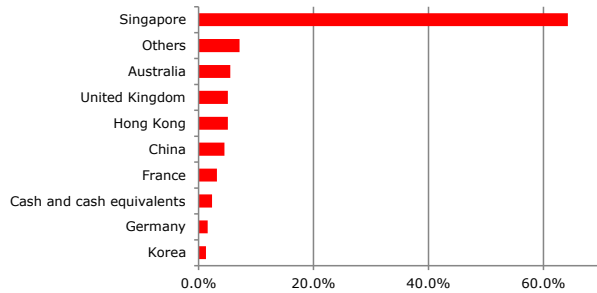
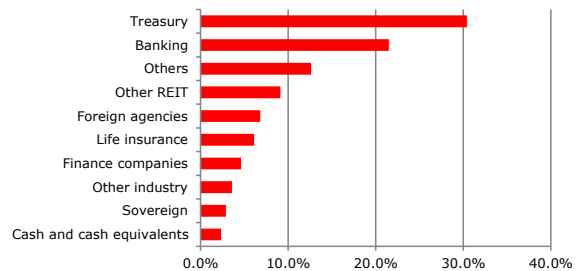
Top 10 holdings³

| | |
|--|------|
| SINGAPORE (REPUBLIC OF) 2.75% 1-APR-2042 | 6.2% |
| SINGAPORE (REPUBLIC OF) 2.75% 1-MAR-2046 | 5.9% |
| SINGAPORE (REPUBLIC OF) 3.375% 1-SEP-2033 | 3.9% |
| SINGAPORE (REPUBLIC OF) 2.25% 1-AUG-2036 | 3.8% |
| SINGAPORE (REPUBLIC OF) 2.625% 1-AUG-2032 | 2.5% |
| SINGAPORE (REPUBLIC OF) 1.875% 1-MAR-2050 | 2.2% |
| SINGAPORE (REPUBLIC OF) 2.375% 1-JUL-2039 | 2.1% |
| SINGAPORE (REPUBLIC OF) 3% 1-AUG-2072 | 2.1% |
| VERTEX VENTURE HOLDINGS LTD 3.3% 28-JUL-2028 | 1.9% |
| INCOME INSURANCE LTD 3.1% 20-JUL-2050 | 1.8% |

Dividend History⁴

| Date | |
|----------|-----------------|
| Mar-2023 | 1 cent per unit |
| Jun-2023 | 1 cent per unit |
| Sep-2023 | 1 cent per unit |
| Dec-2023 | 1 cent per unit |
| Mar-2024 | 1 cent per unit |
| Jun-2024 | 1 cent per unit |

Distributing Frequency : Quarterly
⁴Source: Prudential Assurance Company Singapore (Pte) Limited

Maturity³

Rating³

Country³

Sector³

³Source: Eastspring Investments (Singapore) Limited

Important Information
The underlying fund(s) may use derivative instruments for efficient portfolio management and hedging purposes.

Please note that the securities mentioned above are included for illustration purposes only. It should not be considered a recommendation to purchase or sell any particular security. There is no assurance that any securities discussed herein will remain in the portfolio of the Fund at the time you receive this material or that securities sold have not been repurchased. The securities discussed do not represent the fund's entire portfolio and in the aggregate may represent only a small percentage of the fund's portfolio holdings.

The Fund is an investment-linked policy fund issued by Prudential Assurance Company Singapore (Pte) Limited (Co. Reg. No. 199002477Z). The manager of the Fund is Eastspring Investments (Singapore) Limited (Co. Reg. No. 199407631H). Prudential Assurance Company Singapore (Pte) Limited, 30 Cecil Street, #30-01 Prudential Tower, Singapore 049712 is the product provider. Investments are subject to investment risks including the possible loss of the principal amount invested. The prediction, projection or forecast on the economy, securities markets or the economic trends of the markets targeted by the fund are not necessarily indicative of the future or likely performance of the fund. The Fund returns are calculated based on net asset value pricing, in Singapore Dollars, bid to bid basis, on the assumption that all dividends and distributions are reinvested, taking account all charges which would have been payable upon such investment. Fees and charges payable through deduction of premium or cancellation of units are excluded from this calculation. The past performance of the Manager or Investment Manager and the Fund is not necessarily indicative of its future performance. The value of units in the Fund and the income accruing to the units, if any, may fall or rise. A Product Summary, Fund Information Booklet and Product Highlights Sheet relating to the Fund are available and may be obtained from your Prudential Financial Consultant. A potential investor should read the Product Summary, Fund Information Booklet and Product Highlights Sheet before deciding whether to subscribe for units in the Fund.

© 2024 Morningstar. All rights reserved. The information contained herein: (1) is proprietary to Morningstar and/or its content providers; (2) may not be copied or distributed; and (3) is not warranted to be accurate, complete, or timely. Neither Morningstar nor its content providers are responsible for any damages or losses arising from any use of this information. Past performance is no guarantee of future results. The ESG-related information, methodologies, tools, ratings, data and opinions contained or reflected herein are not directed to or intended for use or distribution to India-based clients or users and their distribution to Indian resident individuals or entities is not permitted.

^{##}Morningstar rates funds from one to five stars based on how well they've performed (after adjusting for risk) in comparison to similar funds. Within each Morningstar Category, the top 10% of funds receive five stars, the next 22.5% four stars, the middle 35% three stars, the next 22.5% two stars, and the bottom 10% receive one star. Funds are rated for up to three time periods— three-, five-, and 10 years—and these ratings are combined to produce an overall rating. Funds with less than three years of history are not rated. Ratings are objective, based entirely on a mathematical evaluation of past performance. They're a useful tool for identifying funds worthy of further research, but shouldn't be considered buy or sell recommendations.

Distributions are at the discretion of the Manager and/or Prudential Singapore and there is no guarantee, assurance and/or certainty that any distribution will be made and if distributions are made, such distributions are not in any way a forecast, indication or projection of the future or likely performance / distribution of the Fund. The making of any distribution shall not be taken to imply that further distributions will be made. The Manager and or Prudential Singapore may also vary the frequency and/ or amount for distributions made.